


Call For Service By Month

Print Date/Time: 12/30/2014 11:44
Login ID: rfrandsen
Source: All
Layer: ORI
Areas: NJ0152300

From Date: 01/01/2014
To Date: 12/30/2014
Call Type: All

Agency Type: Police

Call For Service Type	JAN		FEB		MAR		APR		MAY		JUNE		JULY		AUG		SEP		OCT		NOV		DEC		TOTALS
	#	%	#	%	#	%	#	%	#	%	#	%	#	%	#	%	#	%	#	%	#	%	#	%	
>New<	12	0.2	2	0.0	3	0.1	5	0.1	4	0.1	5	0.1	6	0.1	8	0.1	3	0.1	4	0.1	6	0.1	11	0.2	69
Abandoned Call	10	0.2	3	0.1	1	0.0	1	0.0	1	0.0	4	0.1	2	0.0	5	0.1	8	0.1	8	0.1	1	0.0	6	0.1	50
Abandoned Vehicle	1	0.0	0	0.0	0	0.0	1	0.0	0	0.0	1	0.0	3	0.1	0	0.0	0	0.0	0	0.0	0	0.0	0	0.0	6
Abdominal Pain	2	0.0	2	0.0	4	0.1	1	0.0	0	0.0	0	0.0	3	0.1	6	0.1	1	0.0	1	0.0	3	0.1	0	0.0	23
Aggressive Driver	2	0.0	3	0.1	1	0.0	2	0.0	2	0.0	1	0.0	0	0.0	8	0.1	3	0.1	5	0.1	3	0.1	2	0.0	32
Alarm Sounding	34	0.6	30	0.5	37	0.7	38	0.7	40	0.7	34	0.6	43	0.8	41	0.7	31	0.6	28	0.5	49	0.9	33	0.6	438
Allergic Reaction	0	0.0	1	0.0	0	0.0	1	0.0	0	0.0	0	0.0	1	0.0	1	0.0	0	0.0	0	0.0	1	0.0	1	0.0	6
Animal Bite	0	0.0	0	0.0	0	0.0	0	0.0	0	0.0	0	0.0	0	0.0	1	0.0	0	0.0	0	0.0	1	0.0	0	0.0	2
Animal Call	5	0.1	10	0.2	11	0.2	10	0.2	17	0.3	6	0.1	15	0.3	6	0.1	11	0.2	7	0.1	5	0.1	12	0.2	115
Animal Struck	13	0.2	6	0.1	4	0.1	2	0.0	2	0.0	4	0.1	4	0.1	4	0.1	5	0.1	4	0.1	16	0.3	7	0.1	71
Appliance Fire	0	0.0	0	0.0	0	0.0	1	0.0	0	0.0	0	0.0	0	0.0	1	0.0	0	0.0	0	0.0	0	0.0	1	0.0	3
Arching Wires	0	0.0	0	0.0	0	0.0	0	0.0	0	0.0	0	0.0	0	0.0	0	0.0	1	0.0	0	0.0	0	0.0	0	0.0	1
Assault	2	0.0	1	0.0	0	0.0	0	0.0	0	0.0	1	0.0	1	0.0	2	0.0	0	0.0	0	0.0	1	0.0	1	0.0	9
Back Pain	0	0.0	0	0.0	3	0.1	1	0.0	0	0.0	2	0.0	0	0.0	0	0.0	1	0.0	0	0.0	1	0.0	0	0.0	8
Back Up	0	0.0	1	0.0	0	0.0	1	0.0	0	0.0	0	0.0	1	0.0	0	0.0	0	0.0	0	0.0	0	0.0	1	0.0	4
Barking Dog	0	0.0	0	0.0	0	0.0	0	0.0	1	0.0	1	0.0	1	0.0	0	0.0	1	0.0	1	0.0	1	0.0	0	0.0	6
Bleeding/Laceration	3	0.1	1	0.0	1	0.0	1	0.0	0	0.0	4	0.1	3	0.1	1	0.0	2	0.0	1	0.0	1	0.0	2	0.0	20
Breaking and Entering	2	0.0	3	0.1	2	0.0	0	0.0	3	0.1	2	0.0	1	0.0	1	0.0	3	0.1	2	0.0	1	0.0	4	0.1	24
Brush Fire	0	0.0	0	0.0	3	0.1	2	0.0	0	0.0	0	0.0	2	0.0	0	0.0	1	0.0	1	0.0	1	0.0	0	0.0	10
Burn Victim	1	0.0	0	0.0	0	0.0	0	0.0	0	0.0	0	0.0	0	0.0	0	0.0	0	0.0	0	0.0	0	0.0	0	0.0	1
CDS Call	1	0.0	0	0.0	0	0.0	0	0.0	0	0.0	0	0.0	1	0.0	0	0.0	0	0.0	1	0.0	0	0.0	0	0.0	3
Chest Pain	4	0.1	4	0.1	3	0.1	3	0.1	4	0.1	3	0.1	5	0.1	7	0.1	3	0.1	7	0.1	3	0.1	7	0.1	53
Chimney Fire	0	0.0	1	0.0	0	0.0	0	0.0	0	0.0	0	0.0	0	0.0	0	0.0	0	0.0	0	0.0	2	0.0	0	0.0	3
Choking Victim	0	0.0	1	0.0	0	0.0	0	0.0	0	0.0	2	0.0	0	0.0	0	0.0	0	0.0	0	0.0	0	0.0	2	0.0	5
CO Alarm	0	0.0	1	0.0	2	0.0	0	0.0	0	0.0	0	0.0	1	0.0	2	0.0	0	0.0	0	0.0	2	0.0	0	0.0	8




Call For Service By Month

Print Date/Time: 12/30/2014 11:44
 Login ID: rfrandsen
 Source: All
 Layer: ORI
 Areas: NJ0152300

From Date: 01/01/2014
 To Date: 12/30/2014
 Call Type: All

Agency Type: Police

Call For Service Type	JAN		FEB		MAR		APR		MAY		JUNE		JULY		AUG		SEP		OCT		NOV		DEC		TOTALS
	#	%	#	%	#	%	#	%	#	%	#	%	#	%	#	%	#	%	#	%	#	%	#	%	
Controlled Burn	0	0.0	0	0.0	0	0.0	0	0.0	0	0.0	0	0.0	1	0.0	0	0.0	0	0.0	1	0.0	0	0.0	0	0.0	2
Court Order	2	0.0	3	0.1	9	0.2	1	0.0	3	0.1	6	0.1	7	0.1	12	0.2	5	0.1	3	0.1	2	0.0	3	0.1	56
Coverage	0	0.0	0	0.0	0	0.0	0	0.0	0	0.0	0	0.0	0	0.0	0	0.0	1	0.0	0	0.0	0	0.0	0	0.0	1
CPR in Progress	1	0.0	0	0.0	0	0.0	1	0.0	1	0.0	0	0.0	0	0.0	2	0.0	0	0.0	0	0.0	0	0.0	0	0.0	5
CVA/Stroke	1	0.0	2	0.0	2	0.0	0	0.0	2	0.0	0	0.0	3	0.1	1	0.0	1	0.0	2	0.0	3	0.1	3	0.1	20
Debris in the roadway	1	0.0	1	0.0	2	0.0	0	0.0	0	0.0	1	0.0	1	0.0	4	0.1	0	0.0	0	0.0	0	0.0	1	0.0	11
Diabetic	1	0.0	0	0.0	2	0.0	1	0.0	0	0.0	0	0.0	1	0.0	1	0.0	3	0.1	2	0.0	0	0.0	0	0.0	11
Disabled Vehicle	4	0.1	9	0.2	5	0.1	6	0.1	7	0.1	2	0.0	4	0.1	2	0.0	1	0.0	4	0.1	7	0.1	2	0.0	53
Disorderly	0	0.0	0	0.0	0	0.0	0	0.0	0	0.0	0	0.0	0	0.0	0	0.0	2	0.0	0	0.0	1	0.0	1	0.0	4
Disturbance	2	0.0	3	0.1	4	0.1	4	0.1	3	0.1	3	0.1	3	0.1	3	0.1	3	0.1	6	0.1	5	0.1	7	0.1	46
DMV Checkpoint	0	0.0	0	0.0	0	0.0	1	0.0	0	0.0	0	0.0	0	0.0	0	0.0	0	0.0	0	0.0	0	0.0	0	0.0	1
DOA	0	0.0	0	0.0	0	0.0	1	0.0	1	0.0	0	0.0	0	0.0	0	0.0	0	0.0	0	0.0	1	0.0	0	0.0	3
Domestic	7	0.1	5	0.1	6	0.1	8	0.1	4	0.1	3	0.1	4	0.1	5	0.1	3	0.1	5	0.1	1	0.0	3	0.1	54
Electrical Fire	1	0.0	0	0.0	0	0.0	0	0.0	1	0.0	0	0.0	0	0.0	1	0.0	0	0.0	0	0.0	0	0.0	1	0.0	4
EMS Call	5	0.1	0	0.0	1	0.0	3	0.1	0	0.0	3	0.1	2	0.0	4	0.1	3	0.1	2	0.0	2	0.0	1	0.0	26
Erratic Driver	3	0.1	3	0.1	4	0.1	5	0.1	9	0.2	4	0.1	13	0.2	4	0.1	5	0.1	5	0.1	4	0.1	5	0.1	64
Escort	3	0.1	1	0.0	1	0.0	1	0.0	1	0.0	1	0.0	2	0.0	2	0.0	1	0.0	1	0.0	0	0.0	2	0.0	16
Eviction	0	0.0	0	0.0	0	0.0	0	0.0	0	0.0	0	0.0	0	0.0	1	0.0	0	0.0	0	0.0	0	0.0	0	0.0	1
Fall Victim	5	0.1	4	0.1	2	0.0	2	0.0	5	0.1	2	0.0	7	0.1	5	0.1	6	0.1	3	0.1	3	0.1	3	0.1	47
Fight	2	0.0	0	0.0	0	0.0	0	0.0	1	0.0	2	0.0	1	0.0	2	0.0	1	0.0	1	0.0	1	0.0	0	0.0	11
Fire Alarm	12	0.2	2	0.0	7	0.1	7	0.1	2	0.0	1	0.0	2	0.0	6	0.1	3	0.1	4	0.1	6	0.1	7	0.1	59
Fire Call	0	0.0	0	0.0	0	0.0	0	0.0	0	0.0	1	0.0	0	0.0	0	0.0	3	0.1	2	0.0	0	0.0	2	0.0	8
Fire Information	0	0.0	3	0.1	0	0.0	0	0.0	1	0.0	0	0.0	2	0.0	0	0.0	0	0.0	0	0.0	1	0.0	0	0.0	7
Fireworks Complaint	0	0.0	0	0.0	0	0.0	0	0.0	1	0.0	2	0.0	7	0.1	0	0.0	0	0.0	0	0.0	0	0.0	0	0.0	10
Follow Up	2	0.0	5	0.1	4	0.1	6	0.1	7	0.1	8	0.1	4	0.1	2	0.0	7	0.1	5	0.1	8	0.1	4	0.1	62




Call For Service By Month

Print Date/Time: 12/30/2014 11:44
 Login ID: rfrandsen
 Source: All
 Layer: ORI
 Areas: NJ0152300

From Date: 01/01/2014
 To Date: 12/30/2014
 Call Type: All

Agency Type: Police

Call For Service Type	JAN		FEB		MAR		APR		MAY		JUNE		JULY		AUG		SEP		OCT		NOV		DEC		TOTALS
	#	%	#	%	#	%	#	%	#	%	#	%	#	%	#	%	#	%	#	%	#	%	#	%	
Gas Leak	1	0.0	1	0.0	0	0.0	0	0.0	1	0.0	0	0.0	0	0.0	0	0.0	0	0.0	1	0.0	1	0.0	0	0.0	5
General Weakness	8	0.1	4	0.1	5	0.1	4	0.1	9	0.2	5	0.1	2	0.0	9	0.2	5	0.1	3	0.1	5	0.1	2	0.0	61
Hang Up	2	0.0	1	0.0	1	0.0	2	0.0	2	0.0	0	0.0	0	0.0	1	0.0	0	0.0	3	0.1	2	0.0	2	0.0	16
Harrassment	2	0.0	3	0.1	0	0.0	2	0.0	2	0.0	0	0.0	0	0.0	0	0.0	1	0.0	0	0.0	0	0.0	1	0.0	11
Headache	0	0.0	0	0.0	0	0.0	1	0.0	0	0.0	0	0.0	0	0.0	0	0.0	0	0.0	0	0.0	0	0.0	0	0.0	1
Hit and Run Accident	0	0.0	1	0.0	1	0.0	0	0.0	4	0.1	1	0.0	1	0.0	3	0.1	2	0.0	0	0.0	0	0.0	0	0.0	13
House Check	0	0.0	0	0.0	0	0.0	0	0.0	1	0.0	0	0.0	0	0.0	0	0.0	0	0.0	0	0.0	0	0.0	0	0.0	1
In Service	1	0.0	1	0.0	0	0.0	0	0.0	0	0.0	2	0.0	2	0.0	1	0.0	1	0.0	1	0.0	4	0.1	0	0.0	13
Intoxicated Subject	0	0.0	1	0.0	1	0.0	2	0.0	2	0.0	2	0.0	0	0.0	1	0.0	4	0.1	3	0.1	2	0.0	3	0.1	21
Investigation	1	0.0	0	0.0	0	0.0	0	0.0	0	0.0	0	0.0	0	0.0	1	0.0	1	0.0	0	0.0	0	0.0	1	0.0	4
Juvenile Problem	0	0.0	0	0.0	0	0.0	0	0.0	1	0.0	1	0.0	1	0.0	0	0.0	1	0.0	0	0.0	0	0.0	1	0.0	5
Keep The Peace	2	0.0	2	0.0	1	0.0	0	0.0	0	0.0	1	0.0	2	0.0	0	0.0	1	0.0	12	0.2	1	0.0	1	0.0	23
Lifesaver	2	0.0	2	0.0	0	0.0	2	0.0	1	0.0	2	0.0	0	0.0	0	0.0	1	0.0	1	0.0	2	0.0	0	0.0	13
Lift Assist	3	0.1	1	0.0	1	0.0	2	0.0	6	0.1	2	0.0	0	0.0	2	0.0	2	0.0	1	0.0	0	0.0	1	0.0	21
Lightning Strike	0	0.0	0	0.0	0	0.0	0	0.0	0	0.0	1	0.0	2	0.0	0	0.0	0	0.0	0	0.0	0	0.0	0	0.0	3
Lockout	3	0.1	1	0.0	3	0.1	3	0.1	4	0.1	8	0.1	3	0.1	1	0.0	2	0.0	5	0.1	0	0.0	4	0.1	37
Lookup	43	0.8	53	1.0	79	1.4	68	1.2	34	0.6	32	0.6	18	0.3	19	0.3	23	0.4	16	0.3	22	0.4	21	0.4	428
Maternity	0	0.0	0	0.0	0	0.0	0	0.0	0	0.0	0	0.0	0	0.0	1	0.0	1	0.0	0	0.0	0	0.0	0	0.0	2
Medi-Alert	0	0.0	0	0.0	1	0.0	0	0.0	1	0.0	0	0.0	0	0.0	1	0.0	1	0.0	1	0.0	1	0.0	0	0.0	6
Meeting	0	0.0	0	0.0	0	0.0	0	0.0	0	0.0	0	0.0	1	0.0	0	0.0	0	0.0	0	0.0	0	0.0	0	0.0	1
Misdial	2	0.0	1	0.0	0	0.0	0	0.0	1	0.0	3	0.1	2	0.0	1	0.0	2	0.0	4	0.1	3	0.1	1	0.0	20
Missing Person	0	0.0	0	0.0	1	0.0	4	0.1	1	0.0	0	0.0	0	0.0	0	0.0	0	0.0	3	0.1	6	0.1	1	0.0	16
MV Stop	77	1.4	81	1.5	160	2.9	150	2.7	113	2.1	69	1.3	82	1.5	103	1.9	49	0.9	40	0.7	43	0.8	19	0.3	986
MVC	27	0.5	18	0.3	11	0.2	11	0.2	19	0.3	24	0.4	22	0.4	19	0.3	24	0.4	16	0.3	24	0.4	16	0.3	231
MVC W/Injuries	5	0.1	4	0.1	1	0.0	1	0.0	5	0.1	8	0.1	2	0.0	2	0.0	7	0.1	2	0.0	8	0.1	5	0.1	50




Call For Service By Month

Print Date/Time: 12/30/2014 11:44
Login ID: rfrandsen
Source: All
Layer: ORI
Areas: NJ0152300

From Date: 01/01/2014
To Date: 12/30/2014
Call Type: All

Agency Type: Police

Call For Service Type	JAN		FEB		MAR		APR		MAY		JUNE		JULY		AUG		SEP		OCT		NOV		DEC		TOTALS
	#	%	#	%	#	%	#	%	#	%	#	%	#	%	#	%	#	%	#	%	#	%	#	%	
Noise Complaint	4	0.1	1	0.0	2	0.0	1	0.0	3	0.1	4	0.1	1	0.0	6	0.1	2	0.0	2	0.0	2	0.0	4	0.1	32
Non-Emergency Call	4	0.1	1	0.0	1	0.0	4	0.1	2	0.0	1	0.0	2	0.0	5	0.1	5	0.1	3	0.1	2	0.0	0	0.0	30
Notification	2	0.0	3	0.1	2	0.0	4	0.1	0	0.0	3	0.1	1	0.0	2	0.0	0	0.0	1	0.0	2	0.0	1	0.0	21
Odor Investigation	0	0.0	1	0.0	1	0.0	0	0.0	0	0.0	1	0.0	1	0.0	0	0.0	1	0.0	1	0.0	2	0.0	0	0.0	8
Officer in Trouble	0	0.0	1	0.0	0	0.0	0	0.0	0	0.0	0	0.0	0	0.0	1	0.0	0	0.0	0	0.0	0	0.0	0	0.0	2
Officer Requested	24	0.4	23	0.4	20	0.4	19	0.3	34	0.6	22	0.4	14	0.3	31	0.6	35	0.6	34	0.6	20	0.4	24	0.4	300
Open Door	0	0.0	1	0.0	2	0.0	0	0.0	0	0.0	0	0.0	0	0.0	1	0.0	2	0.0	0	0.0	1	0.0	0	0.0	7
Open Line	4	0.1	3	0.1	2	0.0	0	0.0	1	0.0	2	0.0	2	0.0	1	0.0	1	0.0	3	0.1	2	0.0	2	0.0	23
Overdose	0	0.0	2	0.0	0	0.0	0	0.0	0	0.0	1	0.0	1	0.0	1	0.0	0	0.0	0	0.0	0	0.0	0	0.0	5
Overtured Vehicle	1	0.0	0	0.0	0	0.0	0	0.0	0	0.0	1	0.0	0	0.0	3	0.1	3	0.1	0	0.0	0	0.0	0	0.0	8
Parking Complaint	1	0.0	1	0.0	0	0.0	2	0.0	1	0.0	3	0.1	0	0.0	4	0.1	1	0.0	1	0.0	0	0.0	0	0.0	14
Patrol	0	0.0	0	0.0	0	0.0	0	0.0	0	0.0	0	0.0	0	0.0	0	0.0	0	0.0	0	0.0	0	0.0	1	0.0	1
Pedestrian Struck	0	0.0	0	0.0	0	0.0	1	0.0	0	0.0	1	0.0	0	0.0	0	0.0	0	0.0	0	0.0	0	0.0	0	0.0	2
PESS Evaluation	2	0.0	1	0.0	1	0.0	0	0.0	0	0.0	0	0.0	3	0.1	0	0.0	0	0.0	0	0.0	2	0.0	0	0.0	9
Phone Call	47	0.9	40	0.7	29	0.5	40	0.7	49	0.9	55	1.0	51	0.9	36	0.7	40	0.7	38	0.7	45	0.8	36	0.7	506
Pole Fire	3	0.1	0	0.0	0	0.0	0	0.0	0	0.0	0	0.0	1	0.0	0	0.0	0	0.0	0	0.0	1	0.0	1	0.0	6
Police Information	11	0.2	3	0.1	6	0.1	4	0.1	7	0.1	1	0.0	13	0.2	6	0.1	4	0.1	4	0.1	7	0.1	5	0.1	71
Prisoner	2	0.0	1	0.0	1	0.0	2	0.0	0	0.0	1	0.0	0	0.0	1	0.0	0	0.0	0	0.0	1	0.0	0	0.0	9
Prisoner Transport	5	0.1	1	0.0	0	0.0	0	0.0	0	0.0	0	0.0	0	0.0	1	0.0	0	0.0	0	0.0	0	0.0	0	0.0	7
Pronouncement	0	0.0	0	0.0	0	0.0	1	0.0	1	0.0	0	0.0	0	0.0	0	0.0	1	0.0	0	0.0	0	0.0	0	0.0	3
Property Check	0	0.0	0	0.0	0	0.0	2	0.0	1	0.0	5	0.1	2	0.0	0	0.0	0	0.0	0	0.0	1	0.0	0	0.0	11
Property Report	0	0.0	0	0.0	1	0.0	0	0.0	2	0.0	0	0.0	0	0.0	0	0.0	0	0.0	0	0.0	0	0.0	0	0.0	3
Prowler	0	0.0	0	0.0	0	0.0	0	0.0	1	0.0	0	0.0	0	0.0	0	0.0	1	0.0	0	0.0	0	0.0	0	0.0	2
Quad Complaint	0	0.0	0	0.0	1	0.0	0	0.0	0	0.0	0	0.0	0	0.0	1	0.0	0	0.0	1	0.0	0	0.0	1	0.0	4
Report to Headquarters	13	0.2	9	0.2	12	0.2	12	0.2	15	0.3	14	0.3	16	0.3	22	0.4	17	0.3	21	0.4	15	0.3	7	0.1	173




Call For Service By Month

Print Date/Time: 12/30/2014 11:44
 Login ID: rfrandsen
 Source: All
 Layer: ORI
 Areas: NJ0152300

From Date: 01/01/2014
 To Date: 12/30/2014
 Call Type: All

Agency Type: Police

Call For Service Type	JAN		FEB		MAR		APR		MAY		JUNE		JULY		AUG		SEP		OCT		NOV		DEC		TOTALS
	#	%	#	%	#	%	#	%	#	%	#	%	#	%	#	%	#	%	#	%	#	%	#	%	
Respiratory	11	0.2	9	0.2	3	0.1	7	0.1	6	0.1	3	0.1	3	0.1	3	0.1	11	0.2	2	0.0	6	0.1	6	0.1	70
Restraining Order	0	0.0	0	0.0	0	0.0	1	0.0	1	0.0	0	0.0	0	0.0	1	0.0	0	0.0	0	0.0	0	0.0	2	0.0	5
Ringback	4	0.1	2	0.0	1	0.0	0	0.0	2	0.0	2	0.0	1	0.0	0	0.0	2	0.0	2	0.0	2	0.0	3	0.1	21
Road Closed	0	0.0	0	0.0	0	0.0	2	0.0	0	0.0	0	0.0	4	0.1	1	0.0	0	0.0	1	0.0	0	0.0	0	0.0	8
Robbery	0	0.0	0	0.0	0	0.0	0	0.0	0	0.0	1	0.0	0	0.0	0	0.0	0	0.0	0	0.0	0	0.0	0	0.0	1
Runaway	0	0.0	0	0.0	0	0.0	0	0.0	0	0.0	0	0.0	1	0.0	0	0.0	1	0.0	0	0.0	0	0.0	0	0.0	2
Search	0	0.0	0	0.0	0	0.0	0	0.0	0	0.0	0	0.0	0	0.0	0	0.0	1	0.0	0	0.0	0	0.0	1	0.0	2
Search Warrant	1	0.0	0	0.0	0	0.0	0	0.0	0	0.0	0	0.0	0	0.0	0	0.0	0	0.0	0	0.0	0	0.0	0	0.0	1
Seizures	0	0.0	0	0.0	3	0.1	2	0.0	1	0.0	1	0.0	0	0.0	0	0.0	0	0.0	1	0.0	3	0.1	3	0.1	14
Serving RO	1	0.0	0	0.0	0	0.0	1	0.0	0	0.0	0	0.0	1	0.0	0	0.0	0	0.0	0	0.0	1	0.0	0	0.0	4
Sexual Assault	0	0.0	0	0.0	0	0.0	1	0.0	0	0.0	0	0.0	0	0.0	0	0.0	1	0.0	0	0.0	0	0.0	0	0.0	2
Shots Fired	2	0.0	1	0.0	0	0.0	0	0.0	0	0.0	0	0.0	0	0.0	0	0.0	1	0.0	0	0.0	1	0.0	1	0.0	6
Smoke Investigation	1	0.0	1	0.0	0	0.0	1	0.0	0	0.0	2	0.0	0	0.0	2	0.0	1	0.0	0	0.0	1	0.0	2	0.0	11
Special Response	1	0.0	1	0.0	0	0.0	1	0.0	0	0.0	0	0.0	0	0.0	0	0.0	1	0.0	0	0.0	1	0.0	0	0.0	5
Standby	0	0.0	0	0.0	0	0.0	0	0.0	0	0.0	0	0.0	0	0.0	0	0.0	0	0.0	0	0.0	2	0.0	0	0.0	2
Stolen Vehicle	1	0.0	0	0.0	0	0.0	2	0.0	0	0.0	0	0.0	0	0.0	1	0.0	0	0.0	0	0.0	0	0.0	0	0.0	4
Structure Fire	0	0.0	2	0.0	1	0.0	0	0.0	1	0.0	0	0.0	1	0.0	0	0.0	0	0.0	1	0.0	0	0.0	1	0.0	7
Suicidal Threats	0	0.0	2	0.0	0	0.0	0	0.0	2	0.0	0	0.0	0	0.0	0	0.0	0	0.0	2	0.0	0	0.0	2	0.0	8
Suicide Attempt	0	0.0	0	0.0	0	0.0	1	0.0	0	0.0	0	0.0	0	0.0	0	0.0	0	0.0	0	0.0	0	0.0	0	0.0	1
Summons Complaint	0	0.0	0	0.0	0	0.0	0	0.0	1	0.0	0	0.0	0	0.0	0	0.0	0	0.0	1	0.0	0	0.0	0	0.0	2
Surveillance	0	0.0	0	0.0	0	0.0	0	0.0	0	0.0	0	0.0	1	0.0	0	0.0	0	0.0	0	0.0	0	0.0	0	0.0	1
Suspicious Package	0	0.0	0	0.0	0	0.0	0	0.0	0	0.0	0	0.0	0	0.0	2	0.0	0	0.0	0	0.0	0	0.0	0	0.0	2
Suspicious Person	7	0.1	3	0.1	2	0.0	5	0.1	9	0.2	12	0.2	14	0.3	7	0.1	5	0.1	3	0.1	8	0.1	10	0.2	85
Suspicious Vehicle	7	0.1	4	0.1	8	0.1	9	0.2	4	0.1	4	0.1	10	0.2	9	0.2	6	0.1	9	0.2	8	0.1	2	0.0	80
Testing	0	0.0	3	0.1	4	0.1	0	0.0	1	0.0	0	0.0	0	0.0	1	0.0	1	0.0	2	0.0	0	0.0	3	0.1	15



Call For Service By Month

Print Date/Time: 12/30/2014 11:44
Login ID: rfrandsen
Source: All
Layer: ORI
Areas: NJ0152300

From Date: 01/01/2014
To Date: 12/30/2014
Call Type: All

Agency Type: Police

Call For Service Type	JAN		FEB		MAR		APR		MAY		JUNE		JULY		AUG		SEP		OCT		NOV		DEC		TOTALS
	#	%	#	%	#	%	#	%	#	%	#	%	#	%	#	%	#	%	#	%	#	%	#	%	
Theft	6	0.1	8	0.1	0	0.0	5	0.1	4	0.1	4	0.1	7	0.1	3	0.1	5	0.1	4	0.1	8	0.1	7	0.1	61
Traffic Light Out	1	0.0	5	0.1	1	0.0	0	0.0	5	0.1	0	0.0	3	0.1	0	0.0	3	0.1	2	0.0	1	0.0	0	0.0	21
Traumatic Injury	0	0.0	0	0.0	0	0.0	0	0.0	0	0.0	0	0.0	0	0.0	0	0.0	0	0.0	0	0.0	2	0.0	0	0.0	2
Tree Down	0	0.0	1	0.0	3	0.1	4	0.1	0	0.0	0	0.0	6	0.1	3	0.1	0	0.0	0	0.0	1	0.0	1	0.0	19
Unconscious	5	0.1	2	0.0	2	0.0	4	0.1	3	0.1	2	0.0	2	0.0	1	0.0	5	0.1	5	0.1	6	0.1	1	0.0	38
Use Caution	0	0.0	0	0.0	0	0.0	0	0.0	0	0.0	0	0.0	0	0.0	0	0.0	0	0.0	1	0.0	0	0.0	0	0.0	1
Vandalism	2	0.0	0	0.0	3	0.1	4	0.1	4	0.1	6	0.1	3	0.1	5	0.1	2	0.0	4	0.1	2	0.0	2	0.0	37
Vehicle Fire	0	0.0	0	0.0	0	0.0	0	0.0	0	0.0	0	0.0	0	0.0	2	0.0	1	0.0	1	0.0	0	0.0	0	0.0	4
Walk in report	0	0.0	5	0.1	1	0.0	3	0.1	5	0.1	3	0.1	4	0.1	3	0.1	2	0.0	2	0.0	0	0.0	4	0.1	32
Wanted Person	0	0.0	0	0.0	0	0.0	0	0.0	0	0.0	0	0.0	0	0.0	0	0.0	0	0.0	0	0.0	1	0.0	0	0.0	1
Warrant Service	1	0.0	2	0.0	3	0.1	1	0.0	1	0.0	2	0.0	1	0.0	2	0.0	3	0.1	5	0.1	3	0.1	6	0.1	30
Well Being Check	2	0.0	3	0.1	5	0.1	2	0.0	4	0.1	1	0.0	3	0.1	5	0.1	6	0.1	2	0.0	2	0.0	5	0.1	40
Wires Down	1	0.0	2	0.0	2	0.0	1	0.0	2	0.0	0	0.0	4	0.1	2	0.0	8	0.1	3	0.1	2	0.0	0	0.0	27
Writ of Possession	0	0.0	0	0.0	0	0.0	0	0.0	0	0.0	0	0.0	0	0.0	2	0.0	0	0.0	0	0.0	0	0.0	0	0.0	2
Totals	500	9.1	434	7.9	513	9.4	518	9.5	503	9.2	428	7.8	474	8.7	493	9.0	429	7.8	390	7.1	432	7.9	357	6.5	5471